

# 37 4x50m Medley Men Final

Official























Open New Zealand Short Course Record  
2022-12-17 Melbourne

NZL  
NZL

Entries Heats Summary



Total



Rank	Competitor	Age	Club	RT	FINA	Result
1	Club 37 A	13	Club 37	+0.53		<b>1:34.77</b> NZR Entry: 1:35.73 (- 0.96 )
	Andrew Jef...	24 (+0.53)	11.69 22.99			
	Josh Pickett	24 (+0.50)	14.85 50.25			
	Carter Swift	24 (+0.25)	12.85 1:13.63			
	Michael Pic...	21 (+0.25)	11.32 1:34.77			
2	Club 37 B (V)	13	Club 37	+0.59		<b>1:38.66</b> Entry: 1:37.01 (+ 1.65 )
	Zac Dell	22 (+0.59)	12.76 24.74			
	Josh Pickett	24 (+0.33)	15.29 52.33			
	Jack Hendy	22	13.25 1:16.56			
	Andrew Ne...	23 (+0.43)	11.56 1:38.66			
2	Coast Swi...	13	Coast Swi...	+0.66		<b>1:40.22</b> Entry: 1:38.87 (+ 1.35 )
	Sam Brown	19 (+0.66)	12.67 25.28			
	Wilrich Coe...	26	15.19 52.74			
	Fergus Eadie	22 (+0.46)	12.98 1:16.85			
	Brendan Vi...	17 (+0.57)	12.10 1:40.22			
3	Vikings Swi...	13	Vikings Swi...	+0.60		<b>1:42.89</b> Entry: 1:43.31 (- 0.42 )
	Harrison Ja...	16 (+0.60)	13.54 26.88			
	Lochlan Mc...	20 (+0.00)	15.36 54.70			
	Christophe...	25 (+0.28)	12.93 1:18.38			
	Zac Baker	20	12.73 1:42.89			
4	Tahiti A (V)	13	Tahiti	+0.62		<b>1:41.87</b> Entry: 1:48.06 (- 6.19 )
	Rohutu Tea...	14 (+0.62)	13.08 25.98			
	Nael Roux ...	17 (+0.25)	15.78 54.68			
	Keha Desb...	19 (+0.25)	13.27 1:18.81			
	Teiva Gehi...	20 (+0.40)	12.13 1:41.87			
6	North Shor...	13	North Shor...	+0.60		<b>1:44.09</b> Entry: 1:43.42 (+ 0.67 )
	Gustav Ca...	19 (+0.60)	13.12 25.66			
	Benson Li	17	15.80 54.47			
	Jacob Hum...	14 (+0.48)	14.29 1:20.47			
	Henry Willi...	20 (+0.49)	12.34 1:44.09			
7	United Swi...	13	United Swi...	+0.62		<b>1:44.57</b> Entry: 1:44.50 (+ 0.07 )
	James Cro...	17 (+0.62)	13.50 26.96			
	Jackson K...	17 (+0.31)	15.83 55.52			
	Ryan Peck	17	13.78 1:20.13			
	Leo Arrows...	16 (+0.28)	12.75 1:44.57			



8	 Pukekohe ...	13	 Pukekohe ...	+0.59	<b>1:45.62</b> Entry: 1:46.59 (- 0.97)
	Luke O'Co...	17	(+0.59)	14.12	27.28
	Mahuta Ge...	15	(+0.20)	16.38	56.66
	Blake Elliott	20	(+0.47)	13.69	1:21.60
	Ryan Elliott	16		12.68	1:45.62
9	 Pirates Swi...	13	 Pirates Swi...	+0.67	<b>1:46.40</b> Entry: 1:49.29 (- 2.89)
	Ethan Buc...	17	(+0.67)	13.50	26.65
	Sean O'Co...	18	(+0.04)	16.10	55.81
	Zac Alexan...	16	(+0.14)	14.39	1:21.83
	Nick Close	21	(+0.24)	12.90	1:46.40
10	 Hamilton A...	13	 Hamilton Aq...	+0.67	<b>1:46.57</b> Entry: 1:51.92 (- 5.35)
	Ethan Mac...	16	(+0.67)	12.97	25.95
	Orlando Ha...	15	(+0.29)	15.63	54.77
	Kinnon Bro...	17	(+0.47)	14.59	1:21.69
	Jonty Shirr...	16	(+0.41)	13.02	1:46.57
11	 Kiwi ASC A	13	 Kiwi ASC	+0.46	<b>1:47.02</b> Entry: 1:49.25 (- 2.23)
	Alfie Weath...	15	(+0.46)	14.15	27.86
	Kale Twist	19		16.00	56.63
	Neo Salom...	14	(+0.27)	14.43	1:22.67
	Noah Brum...	15	(+0.27)	12.57	1:47.02
12	 Jasi Swim ...	13	 Jasi Swim ...	+0.68	<b>1:47.76</b> Entry: 1:41.69 (+ 6.07)
	Bryn Drum...	17	(+0.68)	14.01	27.85
	Ollie Lutton	18	(+0.54)	16.61	58.39
	Thomas Wi...	19	(+0.20)	13.88	1:23.89
	Hugo Wrat...	18	(+0.33)	12.42	1:47.76
13	 Tasmania A	13	 Tasmania	+0.63	<b>1:49.21</b> Entry: 1:51.01 (- 1.8)
	Samuel Na...	17	(+0.63)	14.19	28.12
	Daniel Shil...	17		16.34	58.08
	Blake Stret...	18	(+0.47)	14.38	1:24.68
	Daniel Fra...	14	(+0.17)	12.73	1:49.21
14	 Aquagym S...	13	 Aquagym S...	+0.60	<b>1:49.40</b> Entry: 1:50.87 (- 1.47)
	Ethan Cone	18	(+0.60)	14.06	27.46
	Nathan Wa...	18	(+0.31)	17.15	58.71
	Jordan Astley	18	(+0.39)	14.07	1:24.84
	Harry Renner	16	(+0.43)	12.78	1:49.40
15	 Aquabladz ...	13	 Aquabladz ...	+0.65	<b>1:49.80</b> Entry: 1:52.55 (- 2.75)
	Max Cave	15	(+0.65)	13.62	26.93
	Oliver Doole	20		16.94	57.38
	Oscar Rust	18	(+0.42)	14.35	1:24.03
	Nathan Wh...	15	(+0.38)	13.39	1:49.80
16	 Tawa Swim...	13	 Tawa Swim...	+0.63	<b>1:49.99</b> Entry: 1:50.44 (- 0.45)
	Drew Bate...	15	(+0.63)	15.05	29.48
	Hara Hughes	17	(+0.44)	15.43	57.56
	Nathan We...	16	(+0.68)	14.92	1:25.01
	Ollie Robin...	16	(+0.68)	12.87	1:49.99
17	 Swim Rotor...	13	 Swim Rotor...	+0.54	<b>1:50.01</b> Entry: 1:49.46 (+ 0.55)



Samuel Trass	17	(+0.54)	13.30	25.91
Finley Engl...	16	(+0.61)	16.79	56.69
Leonard R...	15	(+0.37)	15.19	1:24.41
Kai Jung-Is...	14		13.11	1:50.01

<b>18</b>		Porirua Cit...	13		Porirua City...	+0.64	<b>1:50.46</b> Entry: 1:51.45 (- 0.99)
		Eric Yuan	15	(+0.64)	15.24	29.85	
		Joe Reiher	16	(-0.01)	16.25	59.48	
		David Zhu	17	(+0.59)	13.67	1:24.48	
		Felix Thomas	14	(+0.23)	13.70	1:50.46	

<b>19</b>		St Paul's S...	13		St Paul's S...	+0.64	<b>1:51.18</b> Entry: 1:50.63 (+ 0.55)
		Liam Woods	17	(+0.64)	14.25	28.02	
		Jeremy Li	16		17.85	1:00.29	
		Nathan Teb...	16	(+0.35)	14.60	1:26.52	
		Neo Urlich	15	(+0.51)	13.00	1:51.18	



<b>20</b>		Mt Maunga...	13		Mt Maunga...	+0.76	<b>1:51.35</b> Entry: 1:52.00 (- 0.65)
		Dominic Fa...	19	(+0.76)	14.39	28.73	
		Jack Keepa	19	(+0.38)	16.19	58.64	
		Flyn Beattie	15	(+0.41)	14.96	1:26.36	
		Braith Swa...	16	(+0.31)	13.13	1:51.35	

<b>21</b>		Roskill Swi...	13		Roskill Swi...	+0.58	<b>1:51.47</b> Entry: 1:49.67 (+ 1.8)
		Ethan Stocks	15	(+0.58)	14.67	29.15	
		Nemanya ...	15	(+0.36)	17.00	1:00.37	
		Daniel Kre...	15		14.37	1:26.97	
		Saniru Hewa	18		12.67	1:51.47	

<b>22</b>		North Cant...	13		North Cant...	+0.68	<b>1:52.51</b> Entry: 1:54.71 (- 2.2)
		Findlay Knox	21	(+0.68)	14.96	29.71	
		Rylind Whe...	15	(+0.09)	16.75	59.97	
		Jackson Cl...	15	(+0.33)	15.18	1:27.74	
		Lewy Bell	19	(+0.41)	13.06	1:52.51	

<b>23</b>		Nelson Sou...	13		Nelson Sou...	+0.56	<b>1:53.03</b> Entry: 1:53.33 (- 0.3)
		Chase Banks	16	(+0.56)	15.49	30.25	
		Oliver Morton	17	(+0.29)	16.05	1:00.26	
		Connor Eden	18	(+0.41)	15.00	1:27.67	
		Will Alford	16	(+0.35)	13.19	1:53.03	

<b>24</b>		Tasman Sw...	13		Tasman Sw...	+0.71	<b>1:53.69</b> Entry: 1:53.45 (+ 0.24)
		Lucas Bell	14	(+0.71)	15.19	30.16	
		Joel Verran	17	(+0.27)	17.94	1:02.03	
		William Se...	17	(+0.46)	14.17	1:27.94	
		Lono Kalani	14		13.46	1:53.69	

<b>25</b>		St Paul's S...	13		St Paul's S...	+0.54	<b>1:54.41</b> Entry: 1:55.82 (- 1.41)
		Caign Boo...	15	(+0.54)	14.32	28.36	
		Ian Chen	18	(+0.19)	17.88	1:00.65	
		Corne Diener	15		14.87	1:27.74	
		Alex Copoc...	14		13.89	1:54.41	

<b>26</b>		Jasi Swim ...	13		Jasi Swim ...	+0.65	<b>1:54.70</b> Entry: 1:47.61 (+ 7.09)
		Hamish Gi...	15	(+0.65)	14.60	28.88	

	Henry Guy	18	18.23	1:01.89	
	Hamish In...	16 (+0.33)	15.19	1:29.32	
	Ray Suzuki	16 (+0.27)	13.51	1:54.70	
<b>27</b>	 Nga Tai Tu...	13 	Nga Tai Tu...	+0.62	<b>1:54.88</b> Entry: 1:51.03 (+ 3.85)
	Alex Esposito	19 (+0.62)	14.50	28.75	
	Thomas Lo...	19 (+0.43)	17.23	1:00.31	
	Charlie Dic...	13 (+0.47)	16.02	1:29.67	
	Luke Kugg...	20 (+0.46)	13.08	1:54.88	
<b>28</b>	 Blenheim S...	13 	Blenheim S...	+0.58	<b>1:56.43</b> Entry: 1:57.16 (- 0.73)
	Finlay McN...	15 (+0.58)	15.20	30.01	
	Jack Love	17 (+0.17)	18.33	1:03.45	
	Chris Smit...	26 (+0.33)	15.16	1:31.52	
	Max Skehan	15 (+0.01)	13.16	1:56.43	
<b>29</b>	 Hokonui Aq...	13 	Hokonui Aq...	+0.68	<b>2:00.31</b> Entry: 2:00.82 (- 0.51)
	Marlin Ben...	14 (+0.68)	15.04	29.63	
	Joel Wilson	15 (+0.21)	18.89	1:04.56	
	Clark Jami...	17	15.71	1:32.98	
	Wyatt Jami...	14 (+0.64)	13.98	2:00.31	
<b>0</b>	 North Shor...	13 	North Shor...	+0.58	<b>DSQ</b>
	Cooper Mo...	19 (+0.58)	13.20	25.33	
	Blair Helms	21	15.29	52.43	
	MacAllister...	21	13.01	1:15.96	
	Louis Clark	22 (+0.38)	12.02	1:38.98	